
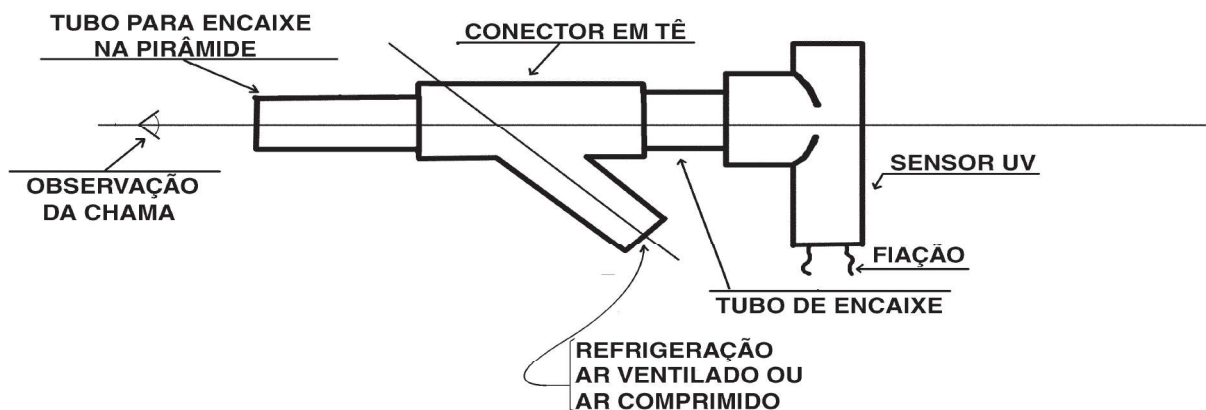



## SENSOR DA CHAMA TIPO FLAME-ROD



## SENSOR ULTRA VIOLETA (UV) COM TUBO DE REFRIGERAÇÃO



## SENSOR / VELA DE IGNIÇÃO COM DOIS ELETRODOS, SENDO UM EM TERRA



## ELETRODO DE IGNIÇÃO

